

QR code and URL must be created country-specifically

You can find the current prices (RRP) on our website at <http://pricelist.mtd-en.com>
Or open the file directly with the QR code.



Stanley Black & Decker Outdoor GmbH
Wiesenstraße 9
D-66129 Saarbrücken

Germany
Phone +49 (0)681 96 98 90 68
mtd.de@mtdproducts.com

Austria
Phone +43 (0)720 81 60 87
mtd.at@mtdproducts.com

Switzerland
Phone +41 (0)43 58 81 35 8
mtd.ch@mtdproducts.com

www.mtd-en.com

Text and photographs, specifications of dimensions and performance are composed with greatest care. The correctness of the information cannot be guaranteed, especially it is not guaranteed that the products comply with the images regarding technique, colour, form and equipment or that the products comply with the proportion of the images. Amendments due to misprints or errors are reserved.

This MTD catalogue is valid from November 2022
© 2022 Stanley Black & Decker Outdoor GmbH, Germany



CONTENT

MTD – 60 YEARS OF LEADERSHIP IN LAWN TRACTOR MARKET 2

LAWN MOWER

SMART ELECTRIC LAWN MOWERS 3

OPTIMA ELECTRIC LAWN MOWERS 3

MODEL- AND ENGINE OVERVIEW OF PETROL LAWN MOWERS 4

SMART PETROL LAWN MOWER SPECIALS 5

SMART PETROL LAWN MOWERS 6

WHEELED STRING TRIMMER 8

SICKLE BAR MOWER 9

SCARIFIER

SMART & OPTIMA ELECTRIC AND PETROL SCARIFIER 10

EMISSION VALUES 11

MINI-RIDER AND LAWN TRACTORS

SMART & OPTIMA MINI-RIDER 12

SMART LAWN TRACTORS 14

OPTIMA LAWN TRACTORS 16

VERSATILE ACCESSORIES FOR EVERY SEASON 17

SNOW THROWERS

SMART SNOW THROWERS 18

OPTIMA SNOW THROWERS 19

ACCESSORIES

ATTACHMENTS FOR LAWN TRACTORS 20

MTD ACCESSORIES 22

ARNOLD ACCESSORIES AND SPARE PARTS 23



MTD – POWER AND EFFICIENCY FOR LAWN TRACTORS

For more than 60 years MTD has been a leader in the development and production of powerful and durable motorized lawn mowers and gardening tools.

Our Optima lawn tractors are equipped with a MTD manufactured engine. This so-called V-twin 2 cylinder was especially developed for the Optima series.

The narrow turning radius and the high collecting volume helps provide high efficiency while working. Thanks to the comfort features, e.g. adjustable seats and wide easy-access entry frames, even long working sessions can now be mastered with ease.

All MTD lawn tractors (except MINI-RIDER) get a new, modern design in 2023. Alongside with improved technical features, e.g. the new 7-speed transmatic transmission, you can accomplish your garden tasks even in challenging terrains.

SMART & OPTIMA LAWN MOWERS

IDEAL FOR SMALL TO MEDIUM-SIZED LAWN AREAS

The light weight SMART electric lawn mowers are easy to handle and enable easy mowing even in areas that are difficult to reach such as tight corners.

MTD OPTIMA electric lawn mowers convince with their reliable technology – and, in addition to an eye-catching design, offer a diverse range of features. They are easy to start, easy to use, easy to manoeuvre, but above all affordable. The mowing decks help provide an excellent cut and a great collecting performance.



COMFORTABLE ELECTRIC START



CENTRAL CUTTING HEIGHT ADJUSTMENT FOR EASY ADJUSTMENT OF THE CUTTING HEIGHT (OPTIMA 38 E AND OPTIMA 42 E)

	SMART 32 E	SMART 38 E	OPTIMA 38 E	OPTIMA 42 E
Engine displacement	230 V / 1.000 W	230 V / 1.400 W	230 V / 1.600 W	230 V / 1.800 W
Engine start	Electro start	Electro start	Electro start	Electro start
Area performance (rec.)	250 m ²	300 m ²	350 m ²	500 m ²
Cutting deck (material)	Polypropylene	Polypropylene	Polypropylene	Polypropylene
Cutting width	32 cm	38 cm	38 cm	42 cm
Cutting height adjustment	3 Positionen, manual	3 Positionen, manual	5 positions, central	11 positions, central
Cutting height (min.–max.)	25–65 mm	20–60 mm	25–65 mm	25–85 mm
Mulch Kit	–	–	Included	Included
Mowing system	Rear discharge	Rear discharge	Rear discharge	Rear discharge
Grass catcher type	Hard box	Hard box	Hard bag with bag full indicator	Hard bag with bag full indicator
Collecting volume	27 l	40 l	36 l	47 l
Wheels (F/R)	140 mm / 140 mm, slide bushings	140 mm / 160 mm, slide bushings	140 mm / 180 mm, slide bushings	160 mm / 210 mm, slide bushings
Weight	6 kg	14 kg	12,8 kg	15,4 kg
Replacement blades	1111-M6-0167	1111-M6-0168	1111-M6-0168	092.64.444
Modelnumber	18AKCAD-600	18AKIAS-600	18AKJH-600	18AKPJL-600
EAN				

Attachments, accessories and spare parts on pages 20–23.

THE MTD SMART LAWN MOWER SERIES

FIND THE RIGHT ONE FOR YOU


With their excellent price-performance ratio, outstanding technology and convincing comfort features, the SMART lawn mowers from MTD really meet your requirements.

From the wide range of models with a total of 9 petrol-powered mowers, everyone will find exactly what they are looking for - regardless of whether they are beginners, hobby gardeners or passionate gardening enthusiasts. The MTD SMART models are just as suitable for maintaining English lawns as they are for high growing meadows. Select the appropriate cutting width depending on the lawn size and decide for yourself whether you want to collect the cuttings or mulch them for natural fertilisation. And of course you have a choice of engines from the MTD and Briggs & Stratton® brands in various power levels.



MTD THORX OHV ENGINES

Numerous SMART models are equipped with the MTD ThorX engine. OHV means, the valves and the spark plug are directly arranged on top of the piston in the centre of the combustion chamber. This helps provide optimal and effective combustion of the fuel air mixture to help minimize exhaust emissions.



BRIGGS & STRATTON® OHV ENGINES

With their latest technology, the Briggs & Stratton® engines used on our lawn mowers, convince with their power and torque, and are designed to minimize emissions. These engines are a perfect choice with lawn mowers for small and medium-size lawns.



SMART PETROL LAWN MOWER SPECIALS

WHAT YOU NEED FROM A LAWN MOWER

These mowers are first choice when looking for an excellent cost-performance ratio. Our SMART Models come with a polypropylene deck and impress with pure simplicity. Model SMART 51 BO is a solid cutting machine. No bagging, no mulching, but what you need to simply mow your lawn.



SLIDE BUSHING WHEELS



STEEL FRAME

	SMART 51 BO	SMART 51 BC
Engine type	MTD ThorX 35	B&S 450 E-Serie
Engine displacement	132 cm³	125 cm³
Rated power	1,6 kW / 2.850 min ⁻¹	1,7 kW / 2.800 min ⁻¹
Engine start	Pull starter	Pull starter
Drive	Pushed	Pushed
Area performance (rec.)	1.000 m²	1.000 m²
Cutting deck (material)	Steel	Steel
Cutting width	51 cm	51 cm
Cutting height adjustment	3 positions, individual	3 positions, individual
Cutting height (min.-max.)	35-55 mm	35-85 mm
Mulch Kit	-	-
Mowing system	Side discharge	Side discharge
Grass catcher type	-	-
Collecting volume	-	-
Wheels (F/R)	180 mm / 180 mm, slide bushings	180 mm / 180 mm, slide bushings
Weight	18 kg	19 kg
Replacement blades	1111-M6-0041	1111-M6-0041
Modelnumber	11B-02MK600	11F-025J600

EAN



4 008423 892345




4 008423 863123


SMART PETROL LAWN MOWERS

IDEAL FOR LAWN AREAS FROM 1,000 TO 1,500 m²

Easy-to-handle, reliable and robust – this best describes the mowers of the MTD SMART range. Choose between solid and strong MTD ThorX OHV EVO1 or powerful Briggs & Stratton® engines, both designed for reliable work with minimal effort.



ERGOMIC HANDLE FOR EXCELLENT CONTROL



INDIVIDUAL CUTTING HEIGHT ADJUSTMENT



STRONG NEW GENERATION MTD THORX 159 CM³ ENGINE



4-IN-1 OPTION ON SMART 46 SPBS + 53 SPBS: SIDE DISCHARGE, REAR DISCHARGE, COLLECTING, MULCHING

	SMART 46 PO	SMART 46 SPO	SMART 46 SPBS
Engine type	MTD ThorX 35	MTD ThorX 35	B&S 450 E-Series
Engine displacement	79 cm ³	79 cm ³	125 cm ³
Rated power	n.a. kW / n.a. min ⁻¹	n.a. kW / n.a. min ⁻¹	n.a. kW / n.a. min ⁻¹
Engine start	Pull starter	Pull starter	Pull starter
Drive	Pushed	Rear drive	Rear drive
Area performance (rec.)	1.000 m ²	1.000 m ²	1.000 m ²
Cutting deck (material)	Steel	Steel	Steel
Cutting width	46 cm	46 cm	46 cm
Cutting height adjustment	central, 7 positions	central, 7 positions	central, 7 positions
Cutting height (min.–max.)	28–92 mm	28–92 mm	28–92 mm
Mulch Kit	Included	Included	Included
Mowing system	Rear discharge 3-in-1	Rear discharge 3-in-1	Side and rear discharge 4-in-1
Grass catcher type	Soft Bag / Hard Top	Soft Bag / Hard Top	Soft Bag / Hard Top
Collecting volume	60 l	60 l	60 l
Wheels (F/R)	180 mm / 260 mm, ball bearings	180 mm / 260 mm, ball bearings	180 mm / 260 mm, ball bearings
Weight	26,0 kg	27,5 kg	29,0 kg
Replacement blades	092.70.104	092.70.104	092.70.104
Modelnumber	11A-H3MG600	12A-H3MK600	12A-H45B600

EAN



You can find the link to the current price list on reverse.

	SMART 53 SPO	SMART 53 SPBS
Engine type	MTD ThorX 55	B&S 750 EX-Series DOV
Engine displacement	159 cm ³	161 cm ³
Rated power	n.a. kW / n.a. min ⁻¹	n.a. kW / n.a. min ⁻¹
Engine start	Pull starter	Pull starter
Drive	Rear drive	Rear drive
Area performance (rec.)	1.500 m ²	1.500 m ²
Cutting deck (material)	Steel	Steel
Cutting width	53 cm	53 cm
Cutting height adjustment	central, 7 positions	central, 7 positions
Cutting height (min.–max.)	28–92 mm	28–92 mm
Mulch Kit	Included	Included
Mowing system	Side and rear discharge 4-in-1	Side and rear discharge 4-in-1
Grass catcher type	Soft Bag / Hard Top	Soft Bag / Hard Top
Collecting volume	70 l	70 l
Wheels (F/R)	200 mm / 280 mm, ball bearings	200 mm / 280 mm, ball bearings
Weight	32,9 kg	34,0 kg
Replacement blades	092.70.103	092.70.103
Modelnumber	12A-H2KC600	12A-H26K600

EAN





Attachments, accessories and spare parts on pages 20–23.

Briggs & Stratton® is a registered trademark of Briggs & Stratton, LLC.

WHEELED STRING TRIMMER


YOUR CLEVER LAWN & GARDEN ASSISTANT

This combination of trimmer and mower is ideal for meadows, weed infested areas and lawns with many obstacles and edges.

	Replacement cutting line AF3.20, 10 pcs., cut 3,9 mm x 47 cm length (sold separately)
Modelnumber	1182-WS-0001
EAN	



STRONG 3,9 MM DUAL LINE – WITH BALL-SHAPED SKID



LARGE 36 CM REAR WHEELS FOR EASY TRANSPORT

WST 5522

Engine type	MTD ThorX 55, 1 cylinder
Engine displacement	159 cm ³
Rated power	2,1 kW / 2.800 min ⁻¹
Engine start	Pull starter
Tank volume	1,0 l
Discharge/Speeds	Pushed
Area performance (rec.)	–
Cutting deck (material)	Steel
Cutting width	56 cm
Cutting height	–
Blade/Line	Ø 3,9 mm, dual line, 1182-WS-0001
Wheels	36 cm, ball bearings
Weight	31 kg
Modelnumber	25C-262E678

EAN



SICKLE BAR MOWER

IDEAL FOR WEEDS AND MEADOWS

With a working width of 87 cm and a powerful Briggs & Stratton® engine, the MTD field mower is the right mower for long grass, meadows and paddocks. With its winter equipment you can turn this high grass mower into a valuable year-round helper (winter equipment sold separately, see page 22).



SICKLE BAR WITH FOUR GUIDES



SMART BM 87-35

Engine type	B&S OHV 450 E-Series
Engine displacement	125 cm ³
Rated power	1,7 kW / 3.200 min ⁻¹
Engine start	Pull starter
Tank volume	0,8 l
Discharge/Speeds	Rear drive / 1 forward
Area performance (rec.)	2.000 m ²
Cutting deck (material)	Steel
Cutting width	87 cm
Cutting height	10–30 mm, skid plates
Blade/Line	Cutter bar with 4 guides
Wheels	13" x 5,00" x 6", ball bearings
Weight	53 kg
Modelnumber	25C-FM5B678

EAN



SCARIFIER

LET YOUR LAWN BREATHE

The powerful scarifier range combines lightweight with efficiency. They are the ideal solution for small and medium sized lawns. All come with a catcher bag included and are designed for intuitive handling and use.



WITH SCARIFIER AND AERATOR SHAFT INCLUDED, TOOL-FREE EXCHANGE OF SHAFTS (OPTIMA 35 VO, OPTIMA 38 VO, SMART 30 VE AND OPTIMA 37 VE)



	OPTIMA 35 VO	OPTIMA 38 VO	SMART 30 VE	OPTIMA 37 VE
Engine type	MTD ThorX 35	MTD ThorX 65 OHV	–	–
Engine displacement	137 cm ³	208 cm ³	–	–
Rated power	2,4 kW / 3.600 min ⁻¹	4,0 kW / 3.600 min ⁻¹	230 V / 1.200 W	230 V / 1.600 W
Engine start	Pull starter	Pull starter	–	–
Area performance (rec.)	1.000 m ²	1.500 m ²	200 m ²	800 m ²
Cutting deck (material)	Steel	Steel	Polypropylene	Polypropylene
Cutting width	35 cm	38 cm	30 cm	37 cm
Cutting height adjustment	6 positions, central	6 positions, central	5 positions, central	5 positions, central
Cutting height (min.–max.)	0 up to -15 mm	0 up to -15 mm	0 – 12 mm	0 – 12 mm
Blade	15 blades, Ø 190 mm + aerator shaft	16 blades, Ø 190 mm + aerator shaft	10 double blades, Ø 145 mm + aerator shaft	14 double blades, Ø 145 mm + aerator shaft
Handlebar	Ergo, 2 position height adjustable, foldable	Ergo, 2 position height adjustable, foldable	Straight, foldable	Straight, foldable
Grass catcher type	Fabric catcher bag	Fabric catcher bag	Fabric catcher bag	Fabric catcher bag
Collecting volume	45 l	50 l	35 l	45 l
Wheels (F/R)	200 mm / 200 mm, ball bearings	200 mm / 200 mm, ball bearings	200 mm / 110 mm, slide bushings	200 mm / 200 mm, slide bushings
Weight	37 kg	39 kg	11 kg	14 kg
Modelnumber	16AHLMS600	16AHLME600	16AFDNKA600	16BFFMOA600

EAN 4 008423 857504 4 008423 857429 4 008423 857405 4 008423 857412

EMISSIONS VALUES

SOUND

Definition: mechanical vibration or compressional wave of an elastic medium. The unit of measurement is decibel (dB). The human pain threshold is approx. 130 db. The hearing distance of a human ear is in the a frequency range between 16 and 16.000 Hz (below: infrasound, above: ultrasound).

BODY-VIBRATION

These are vibrations, caused by the machine, transferred to the body through the hands, feet or bottom (e.g. Lawn tractors).

HAND-ARM-VIBRATION

Transferred to the body from a handheld or walk behind machine through the hand and/or arm (e.g. Trimmer, Lawn mower, Tiller, etc.).


ACOUSTIC PRESSURE

Acoustic pressure is the periodic change in air pressure caused by the sound wave.

	Sound pressure level measured LpA (dB)	Sound power level LwA (dB)	Sound power level guaranteed LwAg (dB)	Vibration value AHV hand-arm (m/s ²)	Uncertainty hand-arm (m/s ²) K-Factor	Vibration value AHV body (m/s ²)	Uncertainty body (m/s ²) K-Factor
LAWN MOWER							
SMART 32 E	88	94	96	4,0	2,0		
SMART 38 E	88	94	96	3,0	1,5		
OPTIMA 38 E	82	95	96	2,5	0,6		
OPTIMA 42 E	83	95	96	2,9	1,5		
SMART 51 BO	86	96	98	5,0	1,5		
SMART 51 BC	86	96	98	5,0	1,5		
SMART 46 PO	n.a.	n.a.	n.a.	n.a.	n.a.		
SMART 46 SPO	n.a.	n.a.	n.a.	n.a.	n.a.		
SMART 46 SPBS	n.a.	n.a.	n.a.	n.a.	n.a.		
SMART 53 SPO	n.a.	n.a.	n.a.	n.a.	n.a.		
SMART 53 SPBS	n.a.	n.a.	n.a.	n.a.	n.a.		
WST 5522	93	106	108	6,5	1,5		
SMART BM 87-35	88	97	98	n.a.	n.a.		
SCARIFIER							
OPTIMA 35 VO	87	98	100	7,5	1,5		
OPTIMA 38 VO	87	96	100	7,5	1,5		
SMART 30 VE	86	97	99	5,0	1,5		
OPTIMA 37 VE	86	97	99	2,5	1,5		
MINI-RIDER							
SMART MINI-RIDER 60 SDE	86	96	98	5,0	1,5	1,0	0,5
OPTIMA MINI-RIDER 76 SDE	88	98	100	5,0	1,5	1,0	0,5
SMART MINI-RIDER 60 RDE	86	96	98	5,0	1,5	1,0	0,5
OPTIMA MINI-RIDER 76 RDE	88	98	100	5,0	1,5	1,0	0,5
LAWN TRACTORS							
SMART RF 125	88	98	100	5,0	1,5	1,0	0,5
SMART RF 130 H	n.a.	n.a.	n.a.	5,0	1,5	1,0	0,5
SMART RG 145	88	98	100	5,0	1,5	1,0	0,5
SMART RE 125	88	98	100	5,0	1,5	1,0	0,5
SMART RE 130 H	88	98	100	5,0	1,5	1,0	0,5
SMART RN 145	88	98	100	5,0	1,5	1,0	0,5
OPTIMA LG 200 H	88	98	100	5,0	1,5	1,0	0,5
OPTIMA LN 200 H	88	98	100	5,0	1,5	1,0	0,5
SNOW TROWERS							
SMART M 61	88	98	100	5,0	1,5		
SMART ME 61	88	98	100	5,0	1,5		
OPTIMA ME 66	89	99	101	5,0	1,5		
OPTIMA ME 66 T	89	99	101	5,0	1,5		
OPTIMA ME 76	91	101	103	5,0	1,5		

SMART & OPTIMA MINI-RIDER HOP ON AND GET STARTED!

Our MINI-RIDERS are versatile companions: They can both discharge or mulch, which makes them ideal for small gardens. They are attractive in design and easy to operate. You can mow your lawn with ease – even yards with many corners and niches are no problem.




ONLY 46 CM
TURNING RADIUS
FOR FLEXIBILITY




LARGE AND
COMFORTABLE
PNEUMATIC WHEELS

RECOMMENDATION:

USE YOUR MINI-RIDER EVEN MORE
VARIABLE WITH OUR WIDE RANGE OF
ACCESSORIES! HITCHES ARE
AVAILABLE FOR OUR MODELS
(SOLD SEPARATELY).



6-SPEED
TRANSMATIC
TRANSMISSION ON
ALL MODELS



FAST AND SIMPLE
GAS FUELLING



MANUAL CUTTING
HEIGHT ADJUSTMENT
AND MANUAL PTO (POWER
TAKE-OFF)



STEP TROUGH FRAME FOR
EASY MOUNT
AND DISMOUNT OF
THE RIDER

	SMART MINI-RIDER 60 SDE	OPTIMA MINI-RIDER 76 SDE
Engine type	MTD, 1 cylinder	MTD, 1 cylinder
Engine displacement	196 cm ³	382 cm ³
Rated power	3,3 kW	7,9 kW
Engine start	E-Starter	E-Starter
Tank volume	1,2 l	4,9 l
Transmission	Transmatic	Transmatic
Speeds	6	6
Area performance (rec.)	2.000 m ²	3.000 m ²
Cutting width	60 cm	76 cm
Cutting height (min.–max.)	38–95 mm	38–95 mm
Cutting height adjustment	5 positions	5 positions
Bag	–	Grass catcher optional (19A300140EM)
Discharge	Side discharge	Side discharge
Mulch Kit/Deflector	Optional (196-707-678), included	Optional (196-334-600) / Included
Wheels (F/R)	13" x 5" / 16" x 6,5"	13" x 5" / 16" x 6,5"
Dimensions (L/W/H)	157 x 78 x 112 cm	157 x 85 x 112 cm
Weight	111 kg	127 kg
Replacement blades	742-0760	1111-M6-0162
Hitch	Optional (196-397-000)	Optional (196-397-000)
Modelnumber	13BA26JC600	13C726JD600

EAN



You can find the link to the current price list on reverse.

	SMART MINI-RIDER 60 RDE	OPTIMA MINI-RIDER 76 RDE
Engine type	MTD, 1 cylinder	MTD, 1 cylinder
Engine displacement	196 cm ³	382 cm ³
Rated power	3,2 kW	7,6 kW
Engine start	E-Starter	E-Starter
Tank volume	1,2 l	4,9 l
Transmission	Transmatic	Transmatic
Speeds	6	6
Area performance (rec.)	1.500 m ²	2.500 m ²
Cutting width	60 cm	76 cm
Cutting height (min.–max.)	38–95 mm	38–95 mm
Cutting height adjustment	5 positions	5 positions
Bag	150 l	150 l
Discharge	Rear discharge	Rear discharge
Mulch Kit/Deflector	Optional (196-707-678)	Optional (196-334-600)
Wheels (F/R)	13" x 5" / 16" x 6,5"	13" x 5" / 16" x 6,5"
Dimensions (L/W/H)	192 x 83 x 112 cm	192 x 86 x 112 cm
Weight	140 kg	144 kg
Replacement blades	1111-M6-0152	742-05621A
Hitch	Optional (196-398-000)	Optional (196-398-000)
Modelnumber	13BA26SC600	13B726SD600

EAN



Attachments, accessories and spare parts on pages 20–23.

SMART LAWN TRACTORS

SIDE AND REAR DISCHARGE

NEW DESIGN

Do you have a large yard to mow and want the job done as quickly as possible? Then the MTD SMART lawn tractor is your perfect choice. Once you have mown your lawn with this, you'll probably never go back to a walk-behind mower. MTD SMART lawn tractors are practical, robust and reliable.




Images partly similar




PARKING BRAKE ON THE LEFT SIDE




MANUAL CUTTING HEIGHT ADJUSTMENT AND MANUAL PTO



SMALL TURNING RADIUS OF ONLY 46 CM



TRANSMATIC TRANSMISSION WITH 7 FORWARD AND REVERSE SPEEDS



STEP TROUGH FRAME FOR EASY MOUNT AND DISMOUNT OF THE RIDER


NEW:
WITH REVERSE MOWING FUNCTION OCR AND OPAQUE NOZZLE FOR SMART RG 145 AND SMART RN 145



Images similar



HEADLIGHTS HELP TO GET THE JOB DONE EVEN IN POOR LIGHTING CONDITIONS



COMFORTABLE ERGONOMICALLY SHAPED SEAT



LARGE, LAWN FRIENDLY TIRES FOR GOOD TRACTION



HYDROSTATIC & AUTODRIVE TRANSMISSION ON SELECTED MODELS

RECOMMENDATION:
USE YOUR LAWN TRACTOR EVEN MORE VARIABLE WITH OUR WIDE RANGE OF ACCESSORIES! HITCHES SOLD SEPARATELY FOR REAR DISCHARGE MODELS (SIDE DISCHARGE: AS STANDARD)

	SMART RF 125	SMART RF 130 H	SMART RG 145
Engine type	MTD, 1 cylinder	MTD, 1 cylinder	MTD, 1 cylinder
Engine displacement	382 cm ³	439 cm ³	547 cm ³
Rated power	n.a.	n.a.	n.a.
Engine start	E-Starter	E-Starter	E-Starter
Tank volume	3,8 l	3,8 l	3,8 l
Transmission	Transmatic	AutoDrive, with foot pedal control	Transmatic
Speeds	7	Variable	7
Area performance (rec.)	4.000 m ²	4.000 m ²	5.500 m ²
Cutting width	92 cm	92 cm	107 cm
Cutting height (min.-max.)	30-95 mm	30-95 mm	30-95 mm
Cutting height adjustment	5 positions	5 positions	5 positions
Reverse mowing	-	-	Yes
Bag	Grass catcher optional (19A300450EM)	Grass catcher optional (19A300450EM)	Grass catcher optional (OEM-190-180A)
Discharge	Side discharge	Side discharge	Side discharge
Mulch Kit/Deflector	Included / Included	Included / Included	Included / Included
Wheels (F/R)	15" x 6" / 20" x 8"	15" x 6" / 20" x 8"	15" x 6" / 20" x 8"
Dimensions (L/W/H)	170 / 107 / 100 cm	224 / 91 / 103 cm	170 / 115 / 100 cm
Weight	149 kg	184 kg	175 kg
Replacement blades	n.a.	n.a.	n.a.
Hitch	Included	Included	Included
Modelnumber	13A777SY600	13AB78SY600	13A877SS600
EAN	4 008423 924206	4 008423 924336	4 008423 924220

	SMART RE 125	SMART RE 130 H	SMART RN 145
Engine type	MTD, 1 cylinder	MTD, 1 cylinder	MTD, 1 cylinder
Engine displacement	382 cm ³	439 cm ³	547 cm ³
Rated power	7,1 kW	8,1 kW	9,4 kW
Engine start	E-Starter	E-Starter	E-Starter
Tank volume	3,8 l	3,8 l	3,8 l
Transmission	Transmatic	Hydrostatic, with foot pedal control	Transmatic
Speeds	7	Variable	7
Area performance (rec.)	3.500 m ²	3.500 m ²	4.500 m ²
Cutting width	92 cm	92 cm	105 cm
Cutting height (min.-max.)	30-95 mm	30-95 mm	38-95 mm
Cutting height adjustment	5 positions	5 positions	5 positions
Reverse mowing	-	-	Yes
Bag	240 l, soft bag with hard top	240 l, soft bag with hard top	240 l, soft bag with hard top
Discharge	Rear discharge	Rear discharge	Rear discharge
Mulch Kit/Deflector	Optional (196-749A678) / Optional (196-750A678)	Optional(196-749A678) / Optional (196-750A678)	Optional (196-749A678) / Optional (196-750A678)
Wheels (F/R)	13" x 5" / 18" x 6,5"	13" x 5" / 18" x 6,5"	15" x 6" / 18" x 9,5"
Dimensions (L/W/H)	225 / 99 / 103 cm	225 / 99 / 103 cm	225 / 110 / 103 cm
Weight	195 kg	195 kg	198 kg
Replacement blades	1111-M6-0149	1111-M6-0149	1111-M6-0147
Hitch	Optional (196-399-000)	Optional (196-399-000)	Optional (196-399-000)
Modelnumber	13A777SE600	13AB71SE600	13A877SN600
EAN	4 008423 924190	4 008423 924329	4 008423 924213

OPTIMA LAWN TRACTORS


SIDE AND REAR DISCHARGE

NEW DESIGN

A fully adjustable high-back seat combined with large pneumatic wheels and a smooth running hydrostatic or AutoDrive transmission help make maintaining your lawn as easy and as comfortable as possible. And the best is yet to be mentioned – both OPTIMA models now come with reverse mow control, allowing you to continue mowing while backing up.




MTD V-TWIN-ENGINES AND REVERSE MOW CONTROL



NEW AUTODRIVE FOR STEPLESS TRANSMISSION



SMALL TURNING RADIUS OF 46 CM



MANUAL CUTTING HEIGHT ADJUSTMENT AND MANUAL PTO



PRACTICAL FRONT BUMPER HELPS AVOID DAMAGE ON YOUR LAWN TRACTOR

READY TO USE – ALL YEAR ROUND

VERSATILE ACCESSORIES FOR YOUR MTD LAWN TRACTOR

With the wide MTD accessory range you can make much more out of your lawn tractor. It is perfectly matched to the models and will expand the possible applications significantly. All accessories are sold separately.

COLLECTING BAG
CATCHES AND COLLECTS THE CLIPPINGS WHILE MOWING

TRANSPORT TRAILER
COMFORTABLY CARRIES WORK MATERIAL, TOOLS AND GRASS CLIPPINGS

LAWN ROLLER
PRESSES THE SEEDS THOROUGHLY INTO THE GROUND

SNOW BLADE
QUICKLY REMOVES SNOW FROM SIDEWALKS AND ROADS

SPREADER
EVENLY APPLIES SEEDS AND FERTILIZER RESP. GRANULAT IN WINTER

MULCH KIT
CHOPS UP THE GRASS CLIPPINGS AND SPREADS THEM ACROSS THE LAWN

FRONT BUMPER
HELPS AVOID DAMAGE TO YOUR LAWN TRACTOR

SNOW CHAINS
HELPS IMPROVE TRACTION ON SNOW AND ICED COVERED TERRAIN

	OPTIMA LG 200 H	OPTIMA LN 200 H
Engine type	MTD, V-Twin	MTD, V-Twin
Engine displacement	679 cm ³	679 cm ³
Rated power	n.a.	12,7 kW
Engine start	E-Starter	E-Starter
Tank volume	3,8 l	3,8 l
Transmission	AutoDrive with foot pedal control	Hydrostatic, with foot pedal control
Speeds	Variable	Variable
Area performance (rec.)	5.500 m ²	4.500 m ²
Cutting width	107 cm	105 cm
Cutting height (min.–max.)	30–95 mm	30–95 mm
Cutting height adjustment	5 positions	5 positions
Reverse mowing	Yes	Yes
Bag	Grass catcher optional (OEM-190-180A)	240 l, with hard top
Discharge	Side discharge	Rear discharge
Mulch Kit/Deflector	Included / Included	Optional (196-749A678) / Optional (196-750A678)
Wheels (F/R)	15" x 6" / 20" x 8"	15" x 6" / 18" x 9,5"
Dimensions (L/W/H)	170 / 115 / 100 cm	225 / 110 / 103 cm
Weight	175 kg	198 kg
Replacement blades	n.a.	1111-M6-0147
Hitch	Included	Optional (196-399-000)
Modelnumber	13AJ78SS678	13AJ71SN678
EAN		


SEE PAGES 20–21 FOR DETAILS ON THE ACCESSORIES FOR OUR SMART AND OPTIMA LAWN TRACTORS

SMART SNOW THROWERS FOR SMALL TO MEDIUM SIZED AREAS


Economical, intuitive and reliable – these all are incorporated values of the SMART snow throwers. They are ideal for regions with little to medium snow fall. Built with passion and quality.



LIGHTS ON MODELS
SMART ME 61, OPTIMA
ME 66, OPTIMA ME 66 T
& OPTIMA ME 76



"XTREME-AUGER"
SYSTEM



EASY CHUTE
ADJUSTMENT



180° ROTATABLE CHUTE

	SMART M 61	SMART ME 61
Engine type	MTD SnowThorX 70 OHV, 4-Stroke	MTD SnowThorX 70 OHV, 4-Stroke
Engine displacement	208 cm ³	208 cm ³
Rated power	4,0 kW / 3.600 min ⁻¹	4,0 kW / 3.600 min ⁻¹
Engine start	Pull starter, with mitten grip	Pull starter, e-start 230 V
Tank volume	2,0 l	2,0 l
Speeds	5 forward – 2 reverse	6 forward – 2 reverse
Wheels	13" x 4"	15" x 5"
Clearing technology	two-stage	two-stage
Steering system	–	–
Clearing width	61 cm	61 cm
Intake height	53 cm	53 cm
Auger system	Xtreme-Auger	Xtreme-Auger
Rotation angle	180°	180°
Chute rotation	With crank	With crank
Height adjustment chute	2-way-lever	2-way-lever
Headlight	no	yes
Weight	77 kg	79 kg
Model number	31B-6BC2678	31CW6BF2678

EAN



You can find the link to the current price list on reverse.

OPTIMA SNOW THROWERS FOR MEDIUM TO LARGE SIZED AREAS

The OPTIMA series impresses with performance, quality and comfort. The 2-way-lever, chute control and the Easy-Turn steering are just two of the numerous premium features which make it fun to operate these snow throwers.



RELIABLE MTD
SNOW THORX
WINTER ENGINE
WITH OPTIMAL
STARTING
PERFORMANCE IN
COLD CONDITIONS



TRACK DRIVE
SYSTEM ON
OPTIMA ME 66 T



SKID SHOES FOR IDEAL
WORKING HEIGHT
ADJUSTMENT

	OPTIMA ME 66	OPTIMA ME 66 T	OPTIMA ME 76
Engine type	MTD SnowThorX 80 OHV, 4-Stroke	MTD SnowThorX 80 OHV, 4-Stroke	MTD SnowThorX 90 OHV, 4-Stroke
Engine displacement	272 cm ³	272 cm ³	420 cm ³
Rated power	5,8 kW / 3.600 min ⁻¹	5,8 kW / 3.600 min ⁻¹	7,8 kW / 3.600 min ⁻¹
Engine start	Pull starter, with mitten grip, e-start 230 V	Pull starter, with mitten grip, e-start 230 V	Pull starter, with mitten grip, e-start 230 V
Tank volume	3,0 l	3,0 l	4,8 l
Speeds	6 forward – 2 reverse	6 forward – 2 reverse	6 forward – 2 reverse
Wheels	16" x 4,8"	track drive system	16" x 6,5"
Clearing technology	two-stage	two-stage	two-stage
Steering system	Easy-Turn	Easy-Turn	Easy-Turn
Clearing width	66 cm	66 cm	76 cm
Intake height	53 cm	53 cm	53 cm
Auger system	Xtreme-Auger	Xtreme-Auger	Xtreme-Auger
Rotation angle	200°	200°	200°
Chute rotation	With crank	With crank	With crank
Height adjustment chute	2-way-lever	2-way-lever	2-way-lever
Headlight	yes	yes	yes
Weight	100 kg	110 kg	111 kg
Model number	31AY5FS3678	31AY7FS3678	31AY5ES5678

EAN



Attachments, accessories and spare parts on pages 20–23.

ATTACHMENTS EACH SOLD SEPARATELY

FOR ALL SMART AND OPTIMA LAWN TRACTORS

With our wide range of universal attachments and accessories you can easily convert your lawn tractor into a real all-season work horse for numerous different garden jobs.



Image similar



Front Bumper	
Front bumper for all MTD lawn tractors (included with OPTIMA LG 200 H, LN 200 H)	OEM-190-679 4 008423 917819



Lawn Roller	
Push/Tow-Poly Lawn Roller, Ø 46 cm, working width 61 cm, polyethylene, max. weight 114 kg when filled with water, dimensions approx. (L/W/H): 127 / 76,2 / 45,6 cm	190-228-000 4 008423 401264



Tow-Poly Lawn Roller, Ø 46 cm, working width 91 cm, polyethylene, max. weight 182 kg when filled with water, dimensions approx. (L/W/H): 127 / 106,7 / 45,7 cm	190-229-000 4 008423 804478
--	--------------------------------



De-Thatcher	
Tow-Tine De-Thatcher, working width 102 cm, 20 teeth (heat treated), variable pressure through loading	190-526-000 4 008423 804454



Lawn Aerator	
Tow-Lawn Aerator, working width 102 cm, 10 galvanised aerator stars, variable load by additional loading, up to 6 cm aeration depth	196-094-000 4 008423 896367



Lawn Sweeper	
Tow-Lawn sweeper, working width 107 cm, hopper capacity 380 l	190-163A000 4 008423 807516



Sprayer	
Tow-Sprayer, volume 95 l, output 6,8 l/min, weight approx. 23 kg, dimensions approx. (L/W/H): 129,5 / 147,3 / 64,8 cm	190-537A000 4 008423 924374



Spreader	
Tow-Broadcast spreader, weight approx. 8 kg, volume 39 kg, spread width up to 300 cm, dimensions approx. (L/W/H): 88,9 / 55,9 / 48,3 cm	196-031B000 4 008423 875829



Tow-Broadcast spreader, weight approx. 26 kg, volume 80 kg, spread width up to 365 cm, dimensions approx. (L/W/H): 109 / 96,5 / 104 cm	196-036-000 4 008423 816310
--	--------------------------------



Dump Cart	
Transport trailer, dump cart, polypropylene, max. capacity 159 kg, size approx. L 142,2 / W 83,8 / H 76,2 cm, weight approx. 27 kg	190-236A000 4 008423 804331



Transport trailer, dump cart, steel, tailgate detachable, max. capacity 227 kg, size approx. L 152,4 / W 83,8 / H 72 cm, weight approx. 27 kg	190-223B000 4 016918 006894
---	--------------------------------



Transport trailer, dump cart, steel, tailgate detachable, max. capacity 340 kg, size approx. L 177,8 / W 83,8 / H 73,7 cm, weight approx. 70 kg	196-507-000 4 008423 804348
---	--------------------------------



Dozer blade & rubber lip	
Dozer blade, width: 117 cm, with 3 angling positions and remote lift control, with spring assist overload protection system	OEM-190-833 4 008423 807684



Rubber lip for dozer blade OEM-190-833	196-718-678 4 008423 815368
---	--------------------------------



Tire chains	
1 set of tire chains 18" x 6,5", only for transmatic models	196-664-643 4 008423 811827



1 set of tire chains 18" x 9,5", only for transmatic models	196-898-699 4 008423 813678
--	--------------------------------



1 set of tire chains 20" x 8"	196-658-699 4 008423 824797
----------------------------------	--------------------------------

MTD ACCESSORIES EACH SOLD SEPARATELY



Accessories for scarifier		
MBS3001 scarifier shaft KPL for 30 cm MTD scarifier		196-279-600
MAS3001 aerator shaft KPL for 30 cm MTD scarifier		196-284-600
MBS3401 scarifier shaft KPL for 34 cm MTD scarifier		196-280-600
MAS3701 aerator shaft KPL for 34/37 cm MTD scarifier		196-285-600
MBS3701 scarifier shaft KPL for 37 cm MTD scarifier		196-281-600
MBS3503 scarifier shaft KPL for 35 cm MTD scarifier		196-282-600
MAS3803 aerator shaft KPL for 35/38 cm MTD scarifier		196-286-600
MBS3803 scarifier shaft KPL for 38 cm MTD scarifier		196-283-600



Accessories for lawn mowers		
Mulching kit for SMART 46 PO, 46 SPO		196-588-678



Accessories for MINI-RIDER		
Grass catcher for MINI-RIDER 76 SDE, 76 SDHE		19A300140EM
Mulching kit incl. deflector for MINI-RIDER with 60 cm cutting width		196-707-678
Mulching kit incl. deflector for MINI-RIDER with 76 cm cutting width		196-334-600
Trailer hitch for MINI-RIDER with side discharge		196-397-000
Trailer hitch for MINI-RIDER with rear discharge		196-398-000



Accessories for lawn tractors		
Grass catcher for SMART RG 145, OPTIMA LG 165 H, LG 200 H	OEM-190-180A (model year -2022)	
Twin bagger, 229 l, for SMART RF 125, SMART RF 130 H, with flexible tube and sight window	19A300450EM (model year 2023)	
Twin bagger, 229 l, for OPTIMA LG 200 H, SMART RG 145, with flexible tube and sight window	19A300310EM (model year 2023)	
Mulching kit for MTD 96, SMART RF 125, RF 130 H, RG 145, OPTIMA LF 145 H, LG 165 H, LG 200 H	OEM-190A116	
Mulching kit for MTD 92, SMART 125, RE 130 H, RN 145, OPTIMA LE 145 H, LN 165 H, LN 200 H	196-749A678	
Deflector for MTD 92, SMART RE 125, RE 130 H, RN 145, OPTIMA LE 145 H, LN 165 H, LN 200 H	196-750A678	
Trailer hitch for lawn tractors with rear discharge	196-399-000	



Accessories for MTD 202		
Hose kit, 2 m long	OEM-290-005	



Images similar

Accessories for snow throwers		
Dozer blade 100 cm, for MTD two stage snow throwers (except M 56)	396-004-678	
Rubber lip for dozer blade 100 cm (art.no. 396-004-678)	396-005-678	
Set of 4 shear bolts and hair pins for all MTD 2 stage snow throwers	7011-M6-0010	

Accessories for SMART FIELD MOWER		
Dozer blade incl. tire chains for BM 87-35	196A755-678	

ARNOLD ACCESSORIES AND SPARE PARTS EACH SOLD SEPARATELY



When it comes to replacement and spare parts or accessories for lawn and garden equipment, one name is synonymous for superb quality: **ARNOLD**. The full range of ARNOLD products contains what you need to get the job done quickly. For more information ask your local dealer or check out the small list of products below. The full program is available online at www.arnoldproducts.eu.



Protection cover		
For MTD lawn mowers	L 193 x W 61 x H 117 cm	2024-U1-0002
For MTD lawn tractors	L 173 x W 102 x H 97 cm	2024-U1-0003
For MTD lawn tractors XL	L 250 x W 120 x H 120 cm	2024-U1-0004
For MTD snow throwers	L 170 x W 80 x H 100 cm	2024-U1-0005



Engine oil & fuel stabilizer		
Engine oil, 0,6 l SAE30HD*		6012-X1-0030
Engine oil, 1,0 l SAE30HD*		6012-X1-0031
Engine oil, 0,6 l SAE 10W-30*		6012-X1-0033
Engine oil, 1,0 l SAE 10W-30*		6012-X1-0034
2-cycle oil, 100 ml for chain saw, trimmer		6012-X1-0036
2-cycle oil, 250 ml for chain saw, trimmer		6012-X1-0037
Winter oil, 1,0 l SAE 5W-30 for snow thrower		6012-X1-0040
Fuel stabilizer "EASY RUN", 250 ml*		6012-X1-0045



Hydraulic oil & maintenance spray		
Hydraulic oil, 1,0 l for log splitter		6012-X1-0047
Maintenance spray for garden tools		6021-U1-0075



Others accessories		
Set for robotic mower care, incl. box, anti-adhesive spray 200 ml, microfiber cloth, cleaning brush, cleaner 500 ml, pair of gloves		2025-X1-0005
Metal fuel can, 5 l, black		6011-X1-2000
Metal fuel can, 10 l, black		6011-X1-2001
Metal fuel can, 10 l, black		6011-X1-2002
Spout for metal fuel cans		6011-X1-2003
Smart spout for metal fuel cans		6011-X1-2006
Grass non-stick spray, 200 ml, reduces mowing debris in the mower deck		6021-U1-0077
Hearing protection SNR 26 dB		6061-X1-0006
ARNOLD Cleaning brush AZ101 with scraper		2024-U1-0008
Cleaning Scraper		2024-U1-0007
Cleaning agent, 500 ml		6021-U1-0078

